

Please check the examination details below before entering your candidate information

Candidate surname

Other names

Centre Number

Candidate Number

--	--	--	--	--

--	--	--	--

## Pearson Edexcel International GCSE

Time 2 hours 30 minutes

Paper  
reference

**4MB1/02**

### Mathematics B PAPER 2



**You must have:** Ruler graduated in centimetres and millimetres, protractor, pair of compasses, pen, HB pencil, eraser, calculator. Tracing paper may be used.

Total Marks

### Instructions

- Use **black** ink or ball-point pen.
- **Fill in the boxes** at the top of this page with your name, centre number and candidate number.
- Answer **all** questions.
- Answer the questions in the spaces provided  
– *there may be more space than you need.*
- **Calculators may be used.**

### Information

- The total mark for this paper is 100.
- The marks for **each** question are shown in brackets  
– *use this as a guide as to how much time to spend on each question.*

### Advice

- Read each question carefully before you start to answer it.
- Check your answers if you have time at the end.
- Without sufficient working, correct answers may be awarded no marks.

Turn over ►

P69489A

©2022 Pearson Education Ltd.

Q:1/1/1/1/1/



P 6 9 4 8 9 A 0 1 3 2



Pearson



**Question 1 continued**

Handwriting practice area with horizontal dotted lines.

**(Total for Question 1 is 6 marks)**

DO NOT WRITE IN THIS AREA

DO NOT WRITE IN THIS AREA

DO NOT WRITE IN THIS AREA

DO NOT WRITE IN THIS AREA

DO NOT WRITE IN THIS AREA

DO NOT WRITE IN THIS AREA



P 6 9 4 8 9 A 0 3 3 2



**Question 2 continued**

Handwriting practice area with 20 horizontal dotted lines.

**(Total for Question 2 is 7 marks)**

DO NOT WRITE IN THIS AREA

DO NOT WRITE IN THIS AREA

DO NOT WRITE IN THIS AREA

DO NOT WRITE IN THIS AREA

DO NOT WRITE IN THIS AREA

DO NOT WRITE IN THIS AREA



P 6 9 4 8 9 A 0 5 3 2



**Question 3 continued**

Handwriting practice area with 20 horizontal dotted lines.

**(Total for Question 3 is 8 marks)**

DO NOT WRITE IN THIS AREA

DO NOT WRITE IN THIS AREA

DO NOT WRITE IN THIS AREA

DO NOT WRITE IN THIS AREA

DO NOT WRITE IN THIS AREA

DO NOT WRITE IN THIS AREA



P 6 9 4 8 9 A 0 7 3 2





**Question 4 continued**

Handwriting practice area with 20 horizontal dotted lines.

**(Total for Question 4 is 8 marks)**

DO NOT WRITE IN THIS AREA

DO NOT WRITE IN THIS AREA

DO NOT WRITE IN THIS AREA

DO NOT WRITE IN THIS AREA

DO NOT WRITE IN THIS AREA

DO NOT WRITE IN THIS AREA



P 6 9 4 8 9 A 0 9 3 2









7

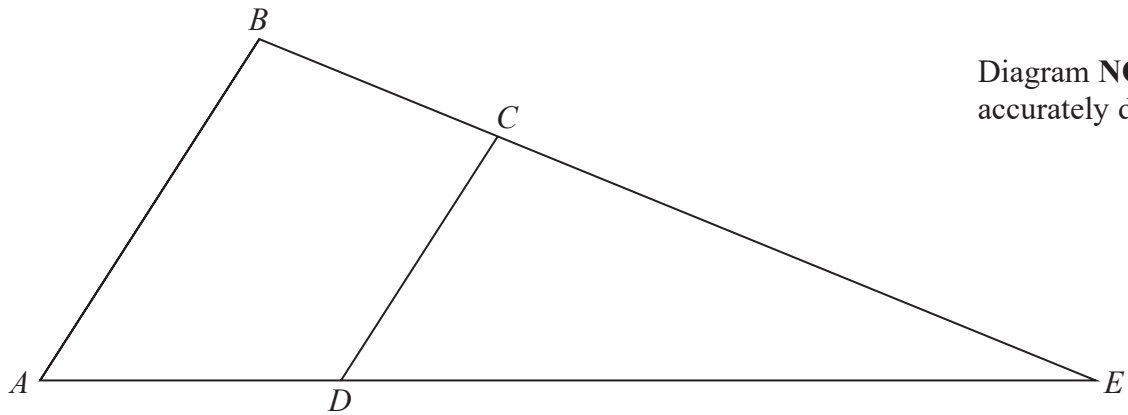


Diagram NOT accurately drawn

Figure 1

Figure 1 shows quadrilateral  $ABCD$  such that  $\vec{AB} = \mathbf{a}$  and  $\vec{AD} = \mathbf{b}$

$E$  is the point such that  $ADE$  and  $BCE$  are straight lines.

Given that  $\vec{BC} = \mathbf{b} - \frac{1}{3}\mathbf{a}$

(a) show that  $AB$  is parallel to  $DC$  (2)

Given also that  $\lambda$  is a scalar such that  $\vec{BE} = \lambda\mathbf{b} - \mathbf{a}$   
 (b) find the value of  $\lambda$  (2)

The area of triangle  $ABE$  is  $x$  square units.

Given that the area of quadrilateral  $ABCD$  is  $P$  square units,

(c) find an expression for  $P$  in terms of  $x$  (3)

.....

.....

.....

.....

.....

.....

.....

.....

.....

.....

DO NOT WRITE IN THIS AREA

DO NOT WRITE IN THIS AREA

DO NOT WRITE IN THIS AREA

DO NOT WRITE IN THIS AREA

DO NOT WRITE IN THIS AREA

DO NOT WRITE IN THIS AREA



**Question 7 continued**

Handwriting practice area with 20 horizontal dotted lines.

DO NOT WRITE IN THIS AREA

DO NOT WRITE IN THIS AREA

DO NOT WRITE IN THIS AREA

DO NOT WRITE IN THIS AREA

DO NOT WRITE IN THIS AREA

DO NOT WRITE IN THIS AREA



**Question 7 continued**

Handwriting practice area with 20 horizontal dotted lines.

DO NOT WRITE IN THIS AREA

DO NOT WRITE IN THIS AREA

DO NOT WRITE IN THIS AREA

DO NOT WRITE IN THIS AREA

DO NOT WRITE IN THIS AREA

DO NOT WRITE IN THIS AREA







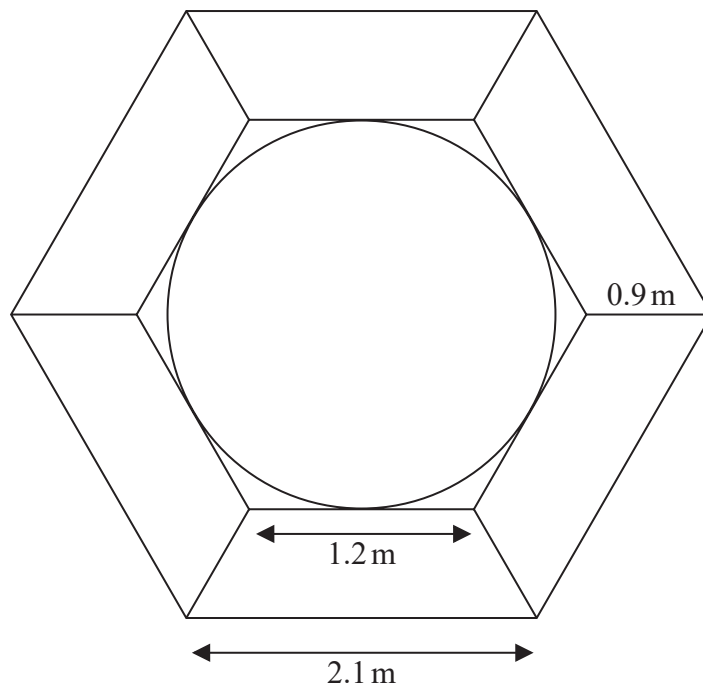


Diagram **NOT** accurately drawn

**Figure 2**

Figure 2 shows the design for a garden feature.

In the middle of the feature is a circular pond.  
 The pond is surrounded by 6 identical flower beds.  
 Each flower bed is in the shape of an isosceles trapezium.

- (a) Calculate the area, in  $\text{m}^2$  to 3 significant figures, of one of the flower beds. (3)

Each flower bed needs to be filled with compost to a depth of 10 cm.  
 The compost is sold in bags containing 50 litres of compost.

- (b) Show that 16 bags of compost will be needed to fill all six flower beds to a depth of 10 cm.  
 Show your working clearly. (4)

- (c) Find the area of the circular pond.  
 Give your answer in  $\text{m}^2$  to 3 significant figures. (4)

.....

.....

.....

.....

.....

.....

DO NOT WRITE IN THIS AREA

DO NOT WRITE IN THIS AREA

DO NOT WRITE IN THIS AREA

DO NOT WRITE IN THIS AREA

DO NOT WRITE IN THIS AREA

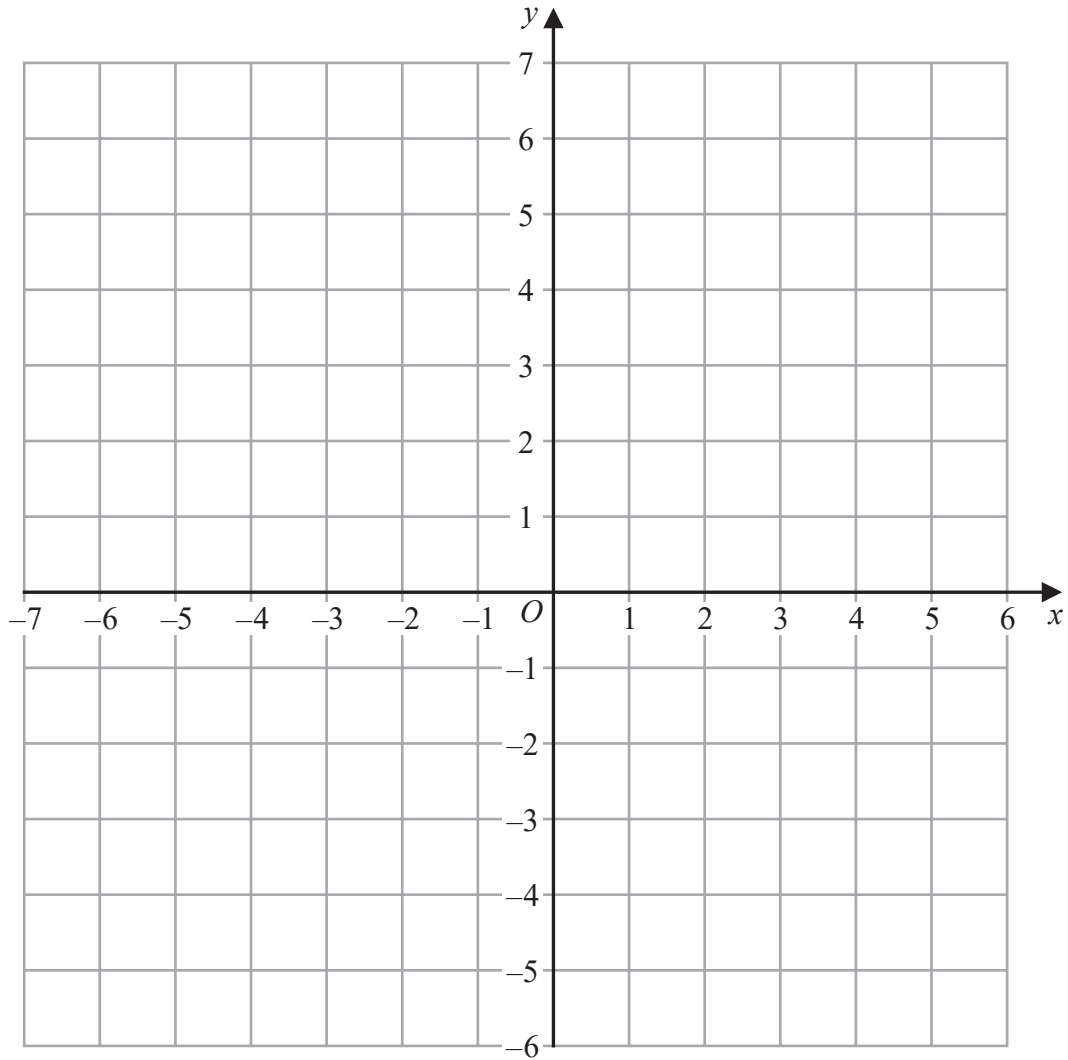
DO NOT WRITE IN THIS AREA







Question 9 continued



DO NOT WRITE IN THIS AREA

DO NOT WRITE IN THIS AREA

DO NOT WRITE IN THIS AREA

DO NOT WRITE IN THIS AREA

DO NOT WRITE IN THIS AREA

DO NOT WRITE IN THIS AREA

.....

.....

.....

.....

.....

.....

.....

.....

.....

.....

Turn over for a spare grid if you need to redraw your shapes.



**Question 9 continued**

Handwriting practice area with 20 horizontal dotted lines.

DO NOT WRITE IN THIS AREA

DO NOT WRITE IN THIS AREA

DO NOT WRITE IN THIS AREA

DO NOT WRITE IN THIS AREA

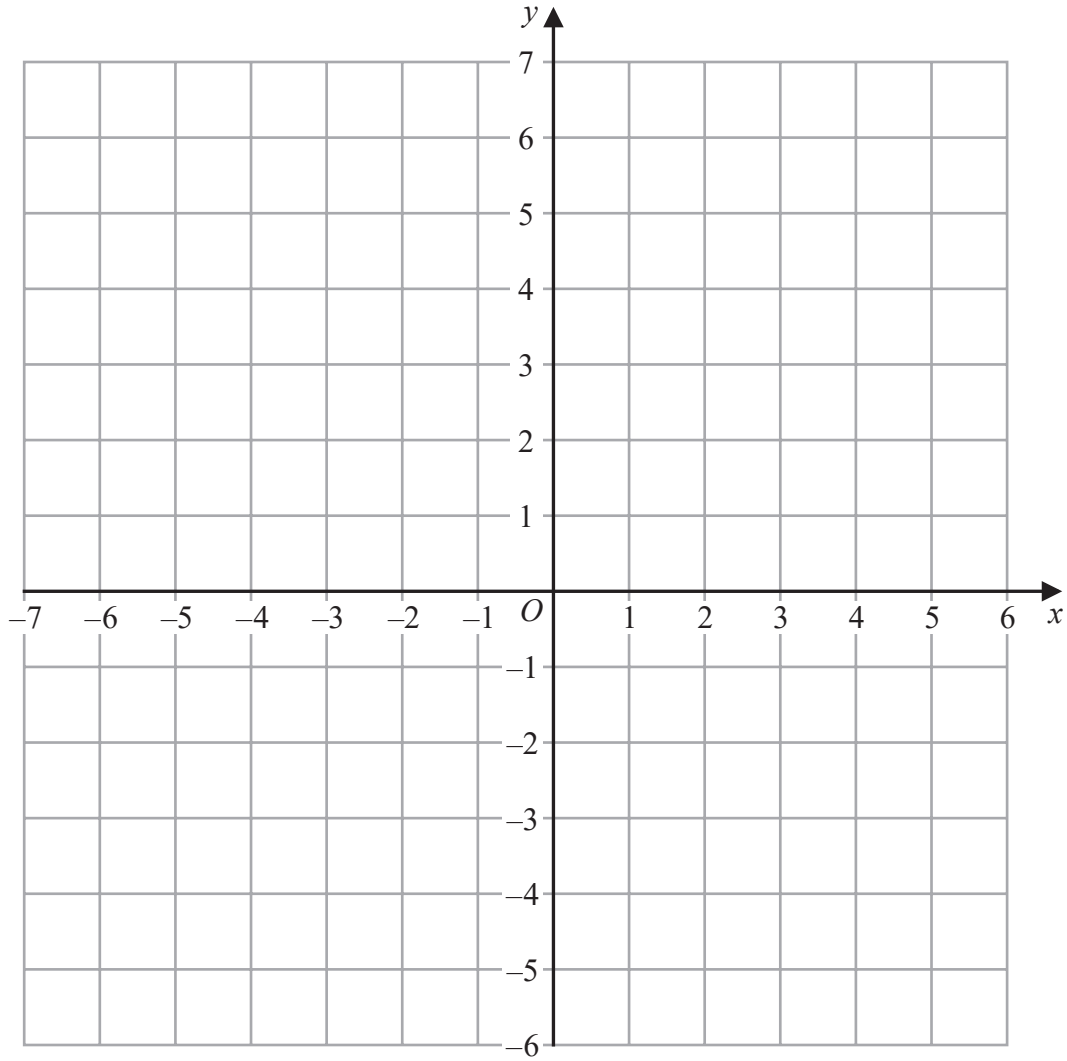
DO NOT WRITE IN THIS AREA

DO NOT WRITE IN THIS AREA



Question 9 continued

Only use this grid if you need to redraw your shapes.



DO NOT WRITE IN THIS AREA

DO NOT WRITE IN THIS AREA

DO NOT WRITE IN THIS AREA

DO NOT WRITE IN THIS AREA

DO NOT WRITE IN THIS AREA

DO NOT WRITE IN THIS AREA

.....

.....

.....

.....

.....

.....

.....

.....

.....

.....

(Total for Question 9 is 9 marks)







Question 10 continued

Handwriting practice area with 20 horizontal dotted lines.

DO NOT WRITE IN THIS AREA

DO NOT WRITE IN THIS AREA

DO NOT WRITE IN THIS AREA

DO NOT WRITE IN THIS AREA

DO NOT WRITE IN THIS AREA

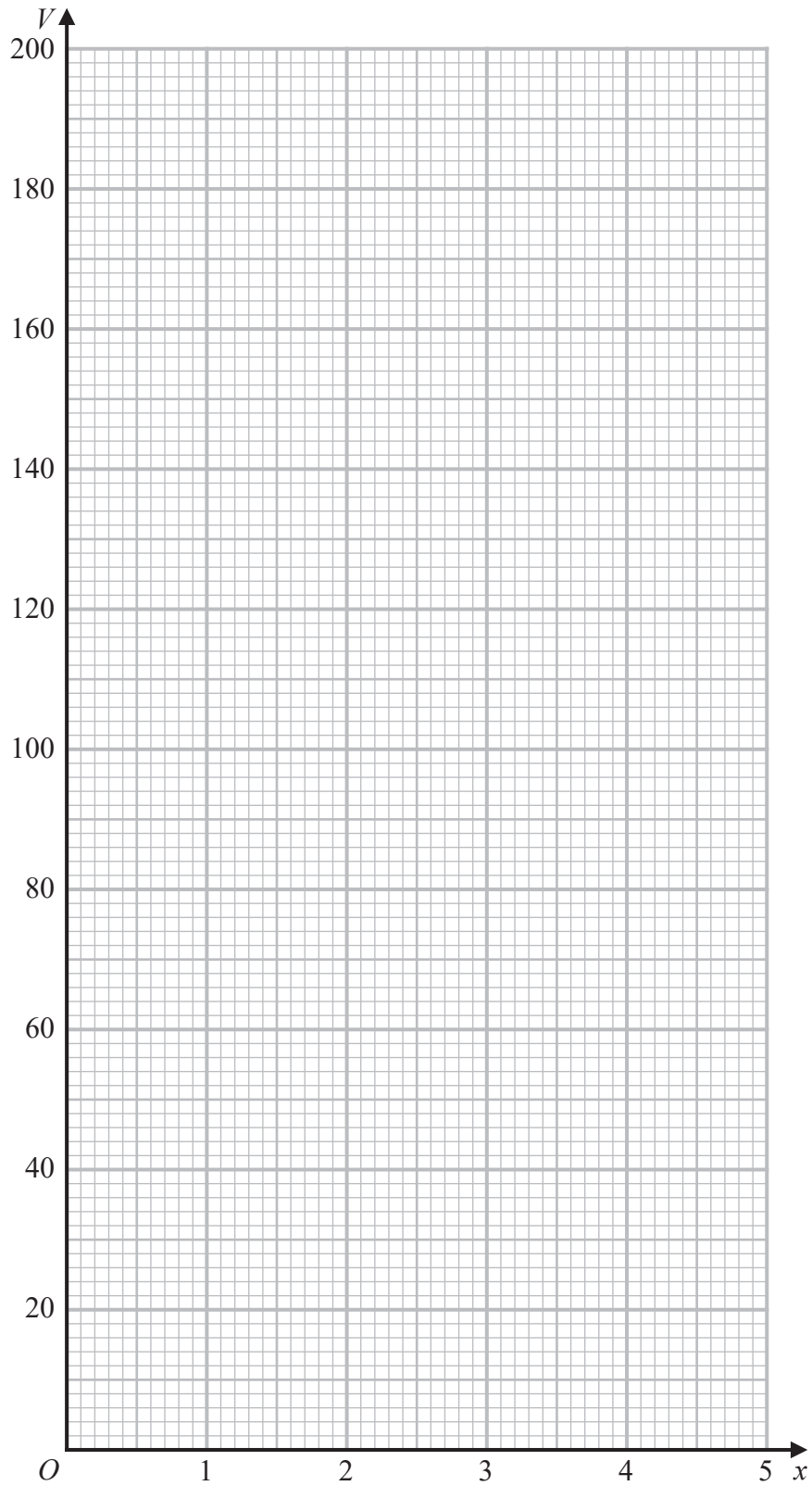
DO NOT WRITE IN THIS AREA



P 6 9 4 8 9 A 0 2 5 3 2



Question 10 continued



Turn over for a spare grid if you need to redraw your curve.

DO NOT WRITE IN THIS AREA

DO NOT WRITE IN THIS AREA

DO NOT WRITE IN THIS AREA

DO NOT WRITE IN THIS AREA

DO NOT WRITE IN THIS AREA

DO NOT WRITE IN THIS AREA



**Question 10 continued**

Handwriting practice area with 20 horizontal dotted lines.

DO NOT WRITE IN THIS AREA

DO NOT WRITE IN THIS AREA

DO NOT WRITE IN THIS AREA

DO NOT WRITE IN THIS AREA

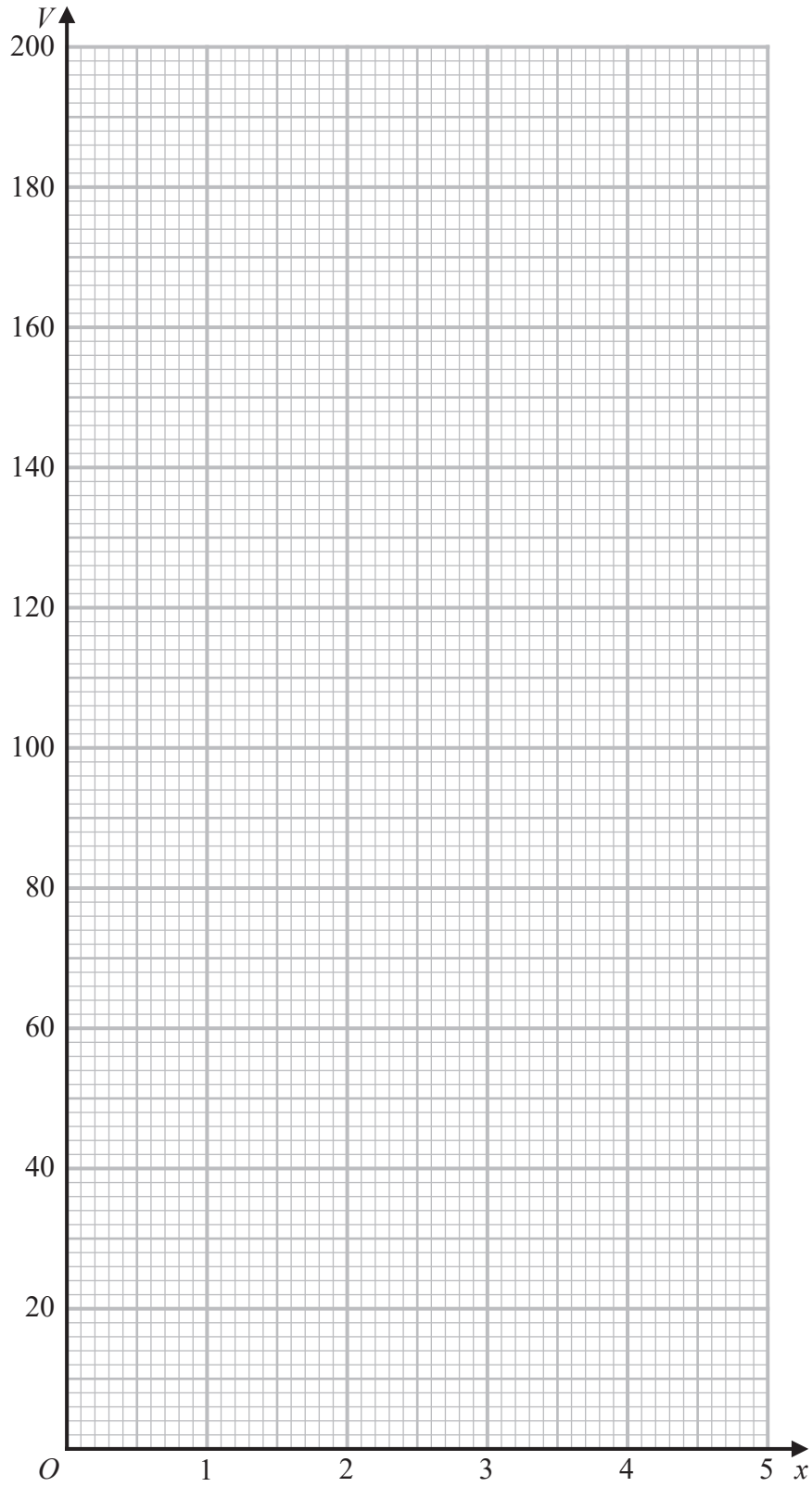
DO NOT WRITE IN THIS AREA

DO NOT WRITE IN THIS AREA



Question 10 continued

Only use this grid if you need to redraw your curve.



(Total for Question 10 is 15 marks)

DO NOT WRITE IN THIS AREA

DO NOT WRITE IN THIS AREA

DO NOT WRITE IN THIS AREA

DO NOT WRITE IN THIS AREA

DO NOT WRITE IN THIS AREA

DO NOT WRITE IN THIS AREA





Question 11 continued

Handwriting practice area with 20 horizontal dotted lines.

DO NOT WRITE IN THIS AREA

DO NOT WRITE IN THIS AREA

DO NOT WRITE IN THIS AREA

DO NOT WRITE IN THIS AREA

DO NOT WRITE IN THIS AREA

DO NOT WRITE IN THIS AREA



P 6 9 4 8 9 A 0 3 1 3 2

**Question 11 continued**

Dotted lines for writing.

DO NOT WRITE IN THIS AREA

DO NOT WRITE IN THIS AREA

DO NOT WRITE IN THIS AREA

**(Total for Question 11 is 14 marks)**

**TOTAL FOR PAPER IS 100 MARKS**

